

# 2011-2012

## SCHOOL REPORT CARD



### *St. Peter Lutheran School*

### *The Lutheran Church - Missouri Synod*

#### CONTENTS

<i>Letter from Principal</i>	2
<i>Statistics</i>	2
<i>Philosophy</i>	3
<i>Survey Results</i>	4
<i>Math Test Scores</i>	5
<i>Reading Test Scores</i>	5
<i>Language Test Scores</i>	6
<i>Science Test Scores</i>	6
<i>Social Studies Test Scores</i>	7
<i>Average Class Size</i>	8
<i>Racial Ethnic Background</i>	8
<i>Low Income Students</i>	8

208 E. SCHAUMBURG ROAD  
SCHAUMBURG, ILLINOIS 60194

The Better Schools Accountability Law of 1985 requires public school districts to report on the performance of their schools and students through school report cards. St. Peter Lutheran School is not required to publish a School Report Card but provides this information to give our parents some basic information about our school, our faculty and our students.

Beginning with the 2007-2008 academic year St. Peter implemented the Northwest Evaluation Association's Measures of Academic Performance (MAP) testing in the curricular areas of Math, Reading, Language Usage, General Science and Science Concepts and Processes. The comparison charts use the national norm of more than 2.3 million students. It should be noted there is no national norm for grades K and 1, and there is no norm for Science as of this publication.

**Visit us on the  
Web!  
Stpeterlcms.com**

---

St. Peter Lutheran School  
Pre-School through Eighth Grade  
Accredited by National Lutheran Schools Association  
Certificate of Approval-State of Illinois

## FROM THE DESK OF ROGER KIRSCH, PRINCIPAL

The primary purpose for putting this information together is to give our parents some basic information about our school, our faculty and our students.

During our most recent accreditation visit, the visiting team made the following statement, "St. Peter Lutheran School obviously is a good school. This was reflected not only in the self-study, but also in the comments and observations of the visiting team. St. Peter Lutheran School is an integral and primary part of the ministry of St. Peter Lutheran Congregation. The excitement for learning and dedication of the staff are very visible throughout the school. The school speaks out for the Christian faith to the students and to the community very effectively."

Beginning with the 2007-2008 school year St. Peter implemented the Northwest Evaluation Association's Measure of Academic Performance testing (MAP). Every student K-8 took tests in the core areas of Math, Reading, Language Usage, General Science and Science Concepts and Processes. This testing was done three times through the year with the most recent test included in this report. The MAP testing will allow the faculty to monitor individual student growth throughout their time at St. Peter.

Please review this information about our school and feel free to ask any questions you may have.

In His Service,

Roger Kirsch,  
Principal

---

### ST. PETER STATISTICS

- ◆ Church established in 1847, school in 1848
- ◆ Accredited by National Lutheran Schools Assoc.
- ◆ Certificate of Approval-State of Illinois
- ◆ All teachers certified by State of Illinois
- ◆ 23% of teachers have Master's Degree
- ◆ 313 Students
- ◆ Pre-School through Eighth grade
- ◆ Middle School Departmentalized
- ◆ Spanish taught K-8th Grade
- ◆ Before and after school child care program
- ◆ Summer Daze child care program
- ◆ Bus service provided within District 54
- ◆ Various after school activities  
— choirs, sports, band, etc.

## PHILOSOPHY OF ST. PETER LUTHERAN SCHOOL

St. Peter Lutheran School exists as an arm of St. Peter Lutheran Church. We believe in God the Father, Son and Holy Spirit and are committed to carrying out the Great Commission of our Lord Jesus Christ to make disciples of all people. We believe that we are saved by God's grace through faith in Jesus, our Savior. We believe we are part of the body of Christ, with Christ as our head.

St. Peter Lutheran School was established to assist parents and the Church in carrying out God's command to make people "wise unto salvation through faith in Jesus Christ" and to bring up children "in the nurture and admonition of the Lord." We trust in God's promise found in Proverbs 22:6, "train up a child in the way he should go and when he is old he will not depart from it." This Christian training is drawn from the Scriptures as demonstrated in the Lutheran Confessions.

St. Peter Lutheran School views each child as a unique creation of God and encourages the child to see him/herself as a part of God's plan. All who are associated with St. Peter Lutheran School feel a strong responsibility for promoting our children's spiritual, academic, physical, and social growth and development.

St. Peter Lutheran School will help the student master, to the extent of their abilities, the basic academic skills and knowledge. We provide opportunities for children to develop their God given talents to their greatest potential. Building on a solid academic core, children are provided with activities and experiences to stimulate curiosity and motivate life long learning. All this is done in a Christian climate of care and acceptance.

Just as God views us as unique creations, children at St. Peter Lutheran School are encouraged to accept their uniqueness and to view others as equally unique. Socially, St. Peter Lutheran School provides opportunities to develop Christian values, healthy attitudes toward oneself, and positive relationships with other children and adults.

The dedicated Christian staff at St. Peter Lutheran School is commissioned by God to teach the Gospel. Through the example of the teachers in relationships among the staff and as the students personally are shown forgiveness, they are encouraged to forgive others as freely as God has forgiven them.

At St. Peter Lutheran School our children are encouraged to witness their faith, to live in fellowship with one another, to desire an active worship life, and to serve others following Christ's example. We pray our students will be able to meet the pressures and challenges in their future and be contributing Christian citizens in God's world.

## PARENT SURVEY RESULTS

Parents and children attending St. Peter Lutheran School, were recently surveyed and asked to rate the following statements on a 1-5 scale. (1 being strongly disagree and 5 being strongly agree). Listed below are the results:

### Parents

*93% agree or strongly agree that St. Peter provides a positive learning environment for their child.*

*90% feel the quality of education at St. Peter is very good or excellent.*

*95% believe their child is safe while at St. Peter.*

*93% believe their students are prepared for the next grade level.*

*93% agree or strongly agree that teachers are readily available to meet with them.*

*95% would recommend St. Peter Lutheran School to someone else.*

## TIME DEVOTED TO TEACHING OF CORE SUBJECTS

### Minutes Per Day

Math	1st	2nd	3rd	4th	5th	6th	7th	8th
<b>St. Peter</b>	50	45	35	40	45	42	42	42

### Minutes Per Day (Including all Language Arts Classes)

Language Arts	1st	2nd	3rd	4th	5th	6th	7th	8th
<b>St. Peter</b>	240	105	100	80	95	84	84	84

### Minutes Per Week

Science	1st	2nd	3rd	4th	5th	6th	7th	8th
<b>St. Peter</b>	60	60	60	90	135	168	168	168

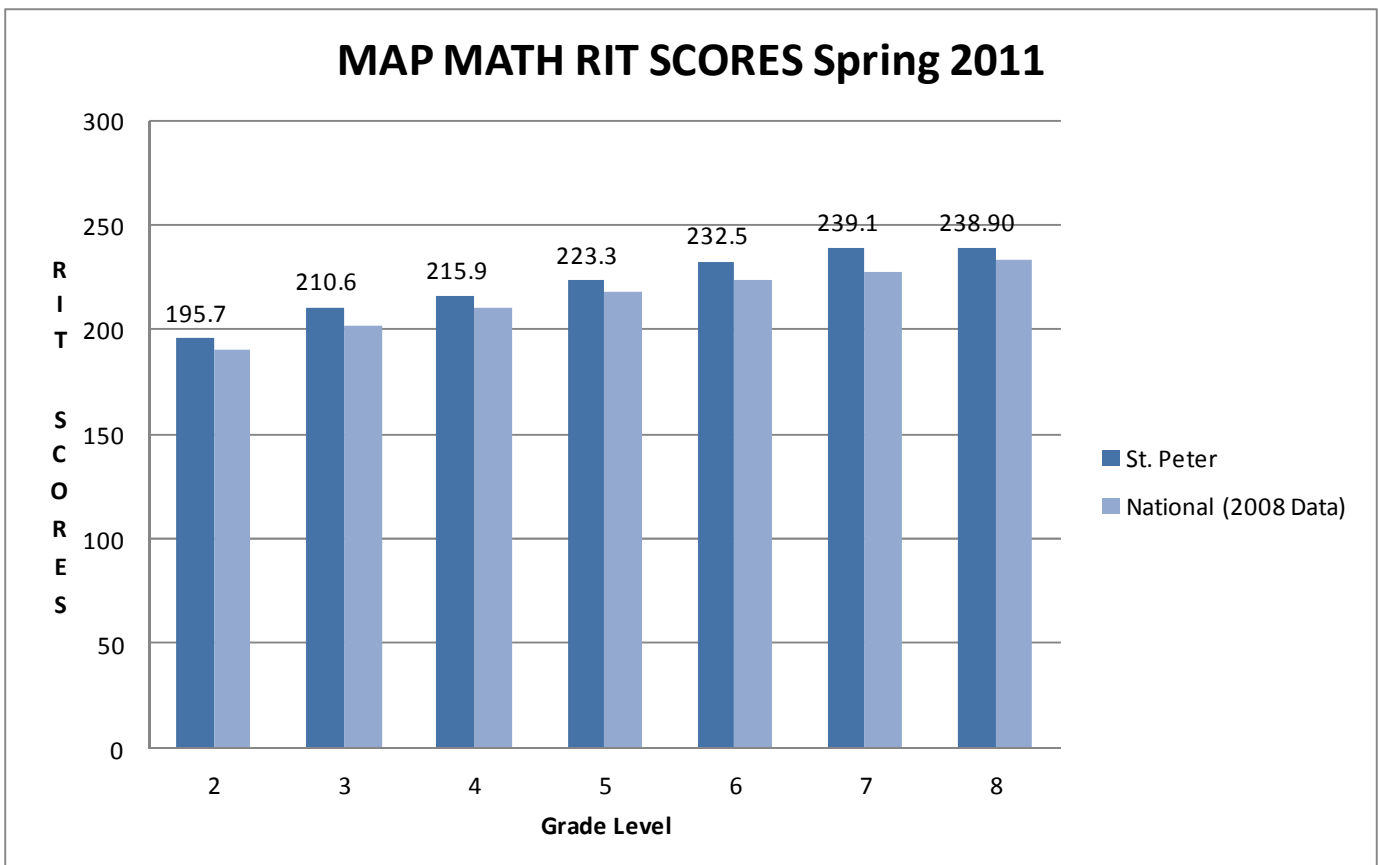
### Minutes Per Week

Social Studies	1st	2nd	3rd	4th	5th	6th	7th	8th
<b>St. Peter</b>	60	60	60	90	180	168	168	168

# NWEA MAP TESTING 2010-2011

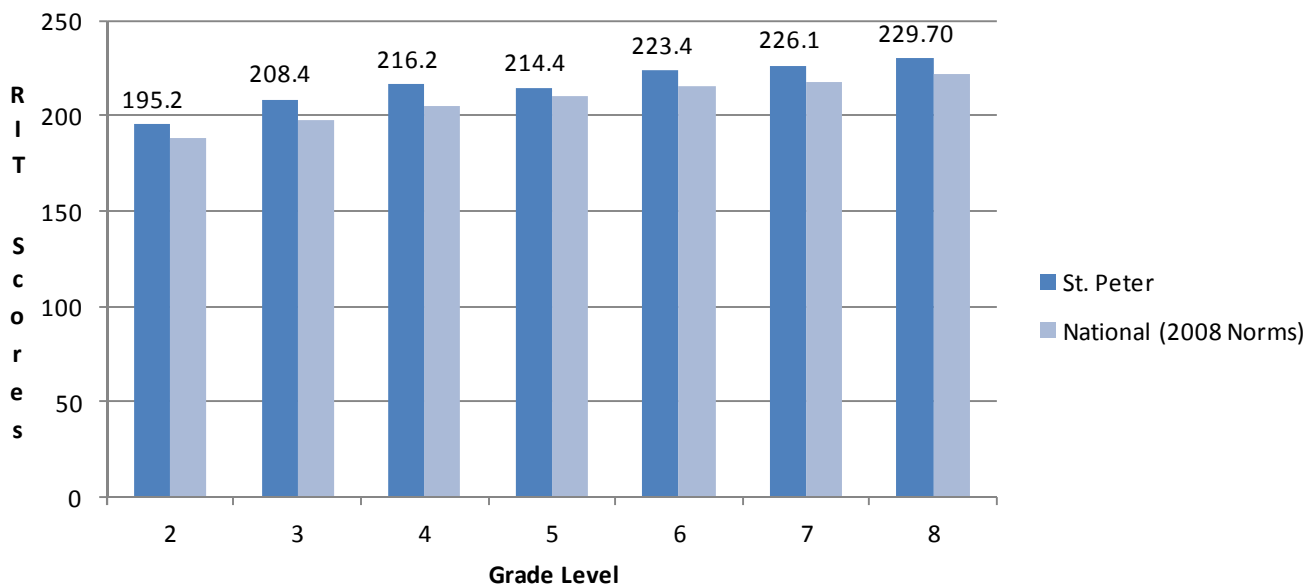
MAP testing is performed three times per year for students in grades K through eight. Parents receive information about their child's performance through written evaluation. The reports are used to determine areas of strength and need. They are also a source of information for instructional planning and a point of reference for the teacher. These test scores become a part of a child's permanent record. Furthermore, the information gives school administrators information they can use to evaluate the overall effectiveness of the educational program at St. Peter Lutheran School. Comparisons can be made to the national norm group of over 2 million students. MAP tests are just one of the many tools used at St. Peter Lutheran School to provide a quality education to its students.

**RIT** — Tests developed by NWEA use a scale called RIT to measure student achievement and growth. RIT stands for Rasch UnIT, which is a measurement scale developed to simplify the interpretation of test scores. The RIT score relates directly to the curriculum scale in each subject area. It is an equal-interval scale, like feet and inches, so scores can be added together to calculate accurate class or school averages. RIT scores range from about 100 to 300. Students typically start at the 140 to 190 level in the third grade and progress to the 240 to 300 level by high school. RIT scores make it possible to follow a student's educational growth from year to year. For more information regarding MAP Testing, please visit <http://www.nwea.org/>

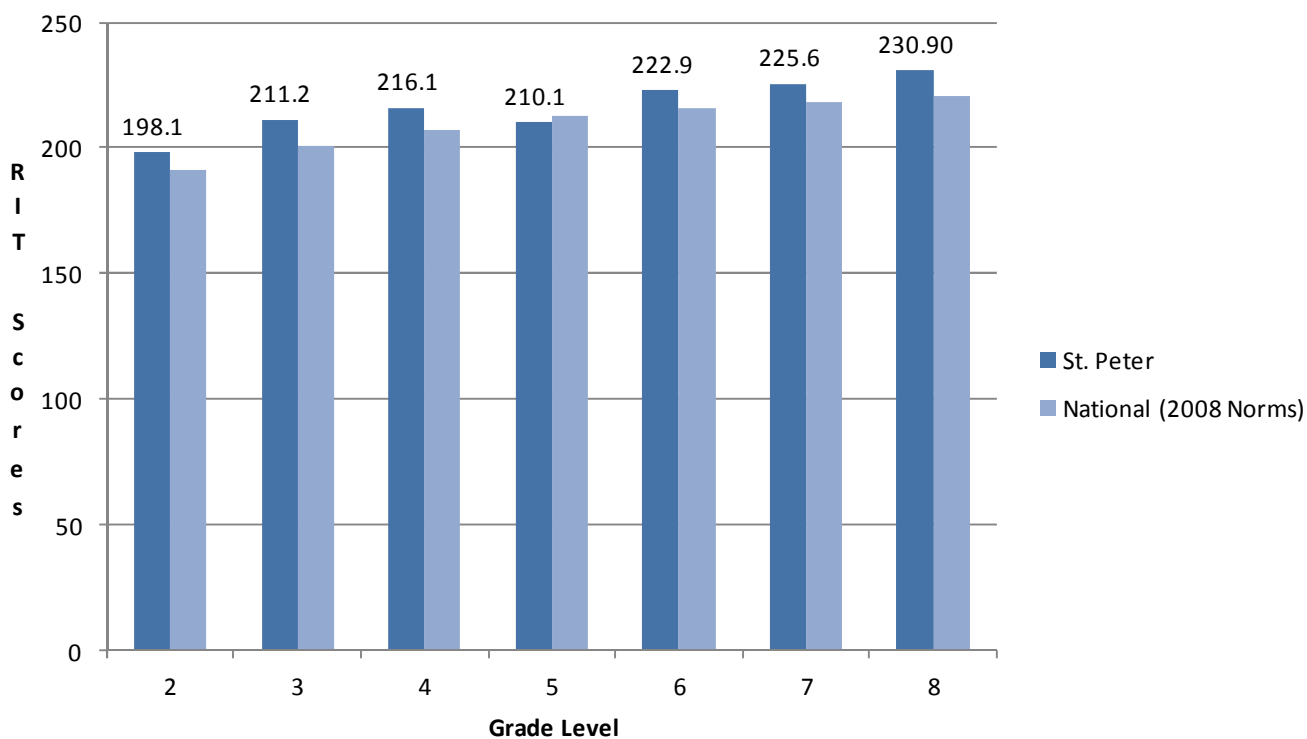


# NWEA MAP TESTING 2010-2011

## MAP READING RIT SCORES SPRING 2011

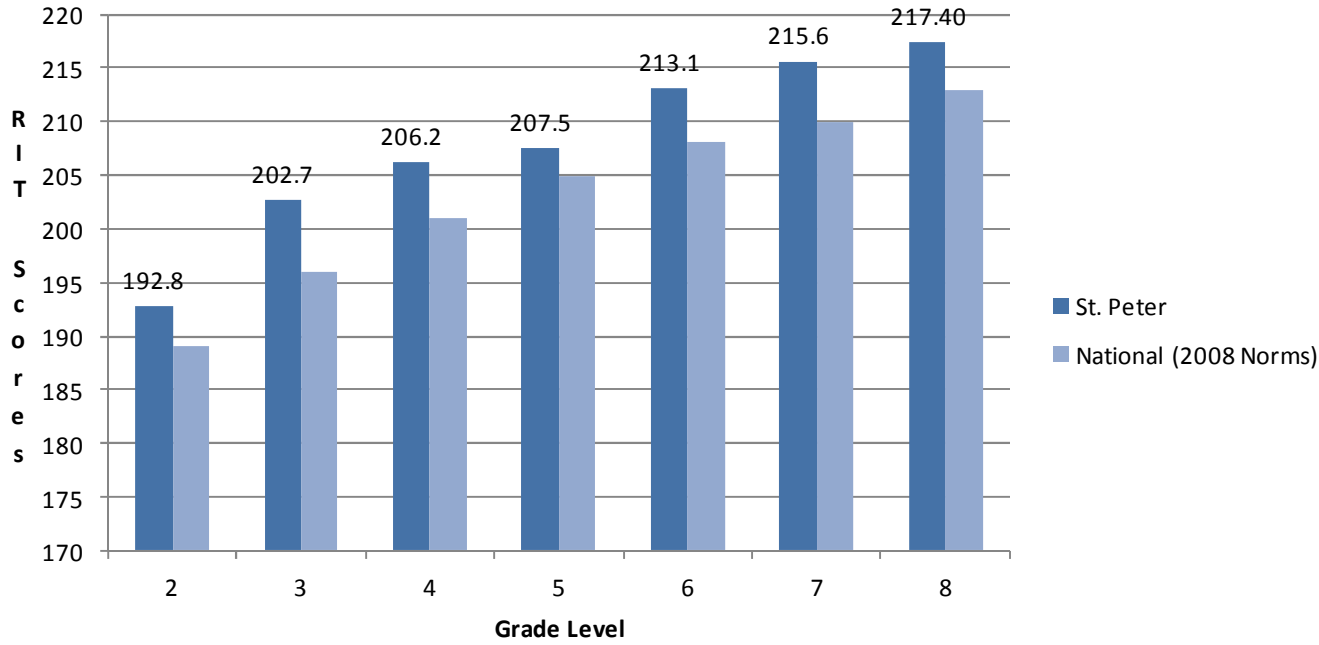


## MAP LANGUAGE USAGE RIT SCORES SPRING 2011

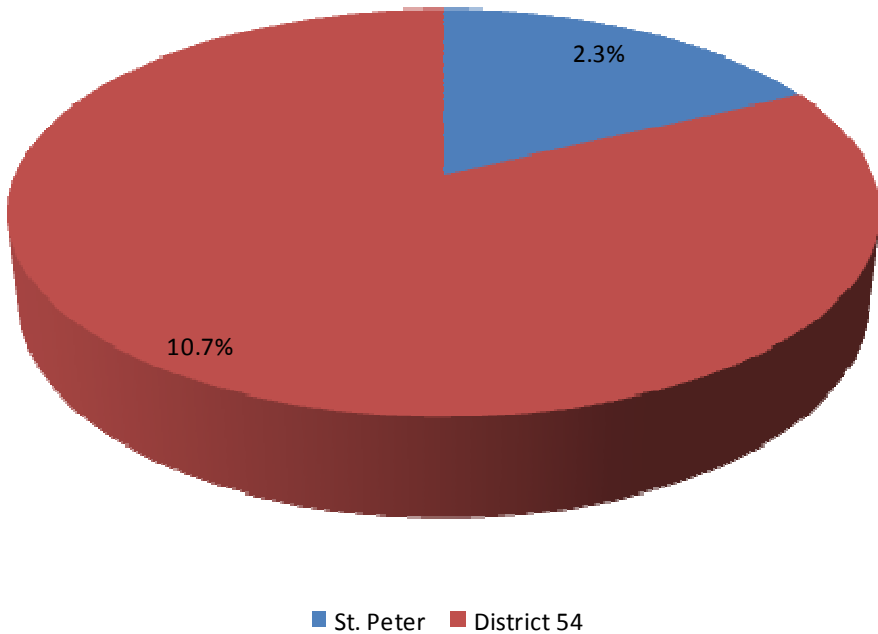


# NWEA MAP TESTING 2010-2011

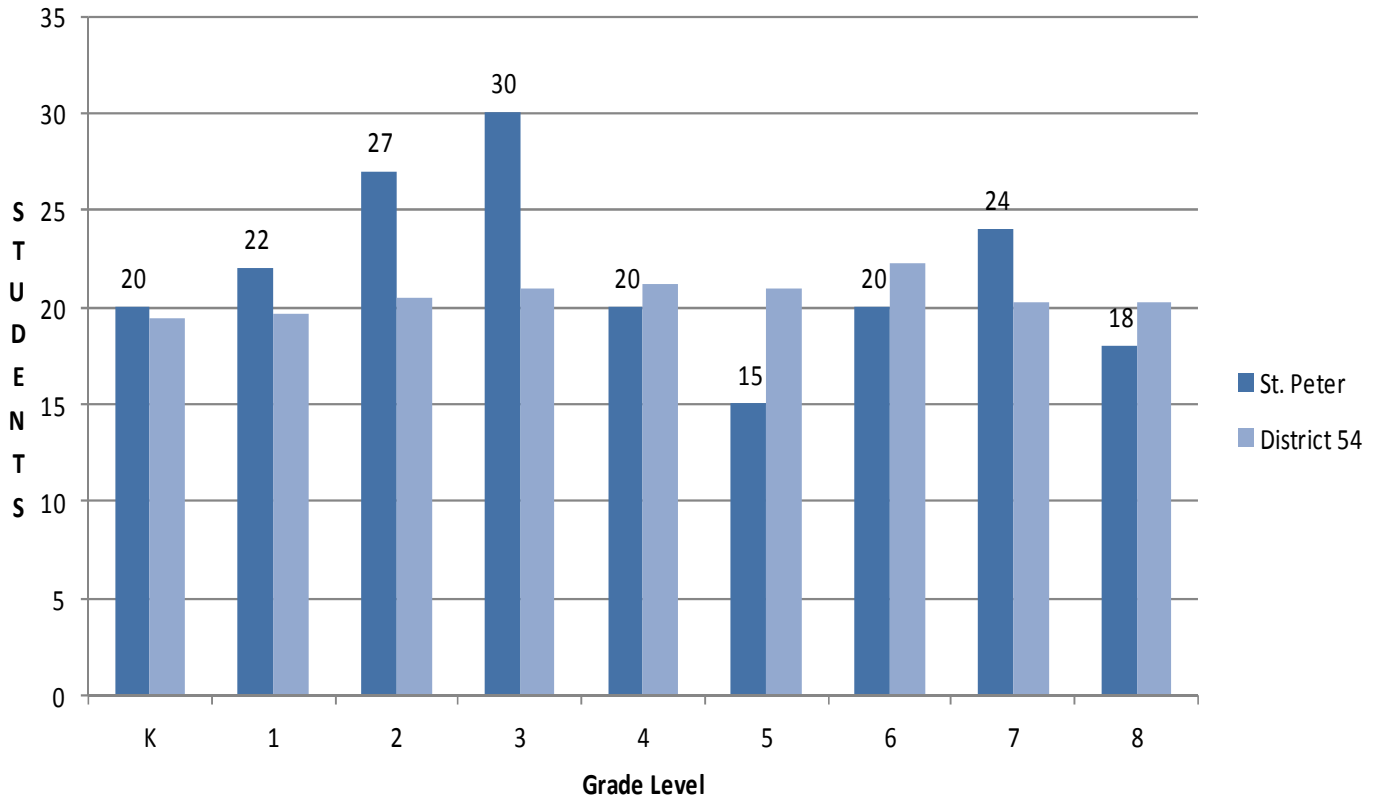
## MAP GENERAL SCIENCE RIT SCORES SPRING 2011



## Percent of Low Income Families



### AVERAGE CLASS SIZE



### Racial/Ethnic Background

